

Differential intensities of $2\nu 2\beta$ -transitions in ^{100}Mo

S.V. Semenov

National Research Centre

“Kurchatov Institute “

Moscow

$$(A, Z) \rightarrow (A, Z + 2) + 2e^{-} + 2\bar{\nu}$$

$$(A, Z) \rightarrow (A, Z + 2) + 2e^{-}$$

$$\left[T_{1/2}^{0\nu 2\beta} \right]^{-1} = G^{(0\nu)} \cdot \left| M^{0\nu 2\beta} \right|^2 \cdot \left(\frac{\langle m_{\nu} \rangle}{m_e} \right)^2$$

^{76}Ge Heidelberg-Moscow $T_{1/2}^{0\nu 2\beta} \geq 1.9 \cdot 10^{25} \text{ yr}$

^{100}Mo NEMO-3 $T_{1/2}^{0\nu 2\beta} \geq 1.1 \cdot 10^{24} \text{ yr}$

^{116}Cd KINR, Solotvina $T_{1/2}^{0\nu 2\beta} \geq 2.6 \cdot 10^{23} \text{ yr}$

^{136}Xe EXO $T_{1/2}^{2\nu 2\beta} = 2.1 \cdot 10^{21} \text{ yr}$

KamLAND-Zen $T_{1/2}^{0\nu 2\beta} \geq 5.7 \cdot 10^{24} \text{ yr}$

^{130}Te CUORICINO $T_{1/2}^{0\nu 2\beta} \geq 3 \cdot 10^{24} \text{ yr}$
natural tellurium

Baksan Neutrino Observatory

$2\beta^+(0\nu+2\nu)$, $EC\beta^+(0\nu+2\nu)$, $EC\overline{EC}(0\nu)$

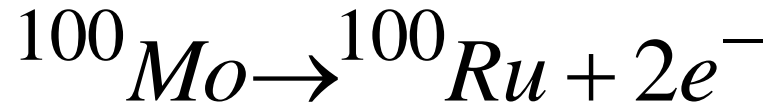
в ^{78}Kr

$$T_{1/2}(2K, 2\nu) = 1.4_{-0.7}^{+2.3} \cdot 10^{22} \text{ yr}$$

Ю.М. Гаврилюк, А.М. Гангапшев,

Д.А. Жантудуева *et al*, ЯФ, 76, 1123

Phys. Rev. C87, 035501; ЭЧАЯ, 46, 147 (2015);



$$T_{1/2}^{0\nu} = \frac{1}{G^{0\nu} g_A^4 |M^{0\nu}|^2 \frac{|m_{\beta\beta}|^2}{m_e^2}}$$

$$T_{1/2}^{0\nu} > 1.1 \cdot 10^{24} \text{ лет}$$

NEMO-3, Phys. Rev. D 92, 072011(2015)



$$T_{1/2}^{2\nu} = [7.1 \pm 0.37(\text{stat}) \pm 0.66(\text{syst})] \cdot 10^{18} \text{ лет}$$

NEMO-3, J. Phys. G 41, 075204(2014)

$$\left[t_{1/2}^{2\nu 2\beta} (0^+ \rightarrow 0_f^+) \right]^{-1} = \frac{G_\beta^4 g_A^4}{32\pi^7 \ln 2} \int_{m_e}^{T+m_e} d\varepsilon_1 \int_{m_e}^{T+2m_e-\varepsilon_1} d\varepsilon_2 \int_0^{T+2m_e-\varepsilon_1-\varepsilon_2} d\omega_1 \times$$

$$\times F(Z_f, \varepsilon_1) F(Z_f, \varepsilon_2) p_1 \varepsilon_1 p_2 \varepsilon_2 \omega_1^2 \omega_2^2 A_{0_f^+}$$

$$4A_{0_f^+} = \left| \sum_N \langle 0_f^+ \| \hat{\beta}^- \| 1_N^+ \rangle \langle 1_N^+ \| \hat{\beta}^- \| 0_i^+ \rangle (K_N + L_N) \right|^2 +$$

$$\frac{1}{3} \left| \sum_N \langle 0_f^+ \| \hat{\beta}^- \| 1_N^+ \rangle \langle 1_N^+ \| \hat{\beta}^- \| 0_i^+ \rangle (K_N - L_N) \right|^2$$

$$K_N = \frac{1}{\mu_N + (\varepsilon_1 + \omega_1 - \varepsilon_2 - \omega_2)/2} + \frac{1}{\mu_N - (\varepsilon_1 + \omega_1 - \varepsilon_2 - \omega_2)/2}$$

$$L_N = \frac{1}{\mu_N + (\varepsilon_1 + \omega_2 - \varepsilon_2 - \omega_1)/2} + \frac{1}{\mu_N - (\varepsilon_1 + \omega_2 - \varepsilon_2 - \omega_1)/2}$$

$$\mu_N = E_N - (E_i + E_f)/2,$$

$$M_1^I = \langle 1_{g.s.}^+ \parallel \hat{\beta}^- \parallel 0_i \rangle = \frac{1}{g_A} \sqrt{\frac{3D}{ft_{EC}}},$$

$$M_1^F = \langle 0_f^+ \parallel \hat{\beta}^- \parallel 1_{g.s.}^+ \rangle = \frac{1}{g_A} \sqrt{\frac{3D}{ft_{\beta^-}}}$$

$$D = \frac{2\pi^3 \ln 2}{G_{\beta}^2 m_e^5} = 6288.72 \text{ c}$$

$$f_{\beta^-} = \frac{1}{m_e^5} \int_0^{\Delta f} F(Z, E_e) p_e E_e (\Delta f - E_e)^2 dE_e$$

$$f_{EC} = \frac{\pi \beta_l^2 p_\nu^2}{2m_e^5}$$

SSD mechanism of $2\nu 2\beta$ -transitions

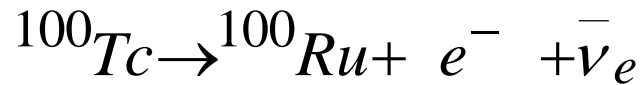
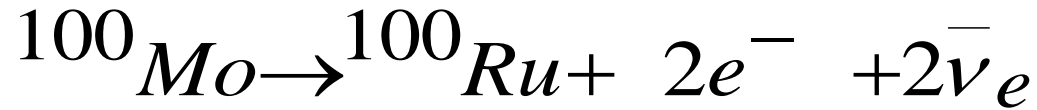
$$t_{1/2}^{(2\nu)}(0^+ \rightarrow 0_f^+) = 2.997 \cdot 10^{14} \text{ yr} \cdot \frac{10^{\log ft_{EC} + \log ft_{\beta^-}}}{H(T, J_f^\pi)}$$

$$H(T, 0_f^+) = \int_1^{T+1} d\varepsilon_1 \int_1^{T+2-\varepsilon_1} d\varepsilon_2 \int_0^{T+1-\varepsilon_1-\varepsilon_2} d\omega_1 \times$$

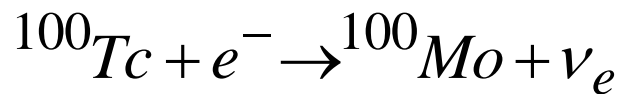
$$\times F(Z_f, \varepsilon_1) F(Z_f, \varepsilon_2) p_1 \varepsilon_1 p_2 \varepsilon_2 \times$$

$$\times \omega_1^2 \omega_2^2 (K^2 + KL + L^2)$$

S.V. Semenov, F. Šimkovic, P. Domin, Письма в ЭЧАЯ, № 6 [109], стр. 26-31 (2001)



$$\log ft_{\beta^{-}} = 4.6 \quad M_F^I = \langle 0_f^+ \parallel \hat{\beta}^- \parallel 1_{g.s.}^+ \rangle = 0.543$$



$$\log ft_{EC} = 4.45_{-0.30}^{+0.18} \quad \text{PRC } 47,2910(1993)$$

$$M_1^I = \langle 1_{g.s.}^+ \parallel \hat{\beta}^- \parallel 0_i \rangle = 0.641$$

$$T_{1/2}^{2\nu} = 6.8 \cdot 10^{18} \text{ лет}$$

S.V. Semenov, F. Šimkovic, V.V. Khruschev, P. Domin,
 Contribution of the lowest 1^+ -intermediate state to the $2\nu\beta\beta$ -
 decay amplitude, ЯФ, Том 63, С. 1271 (2000)

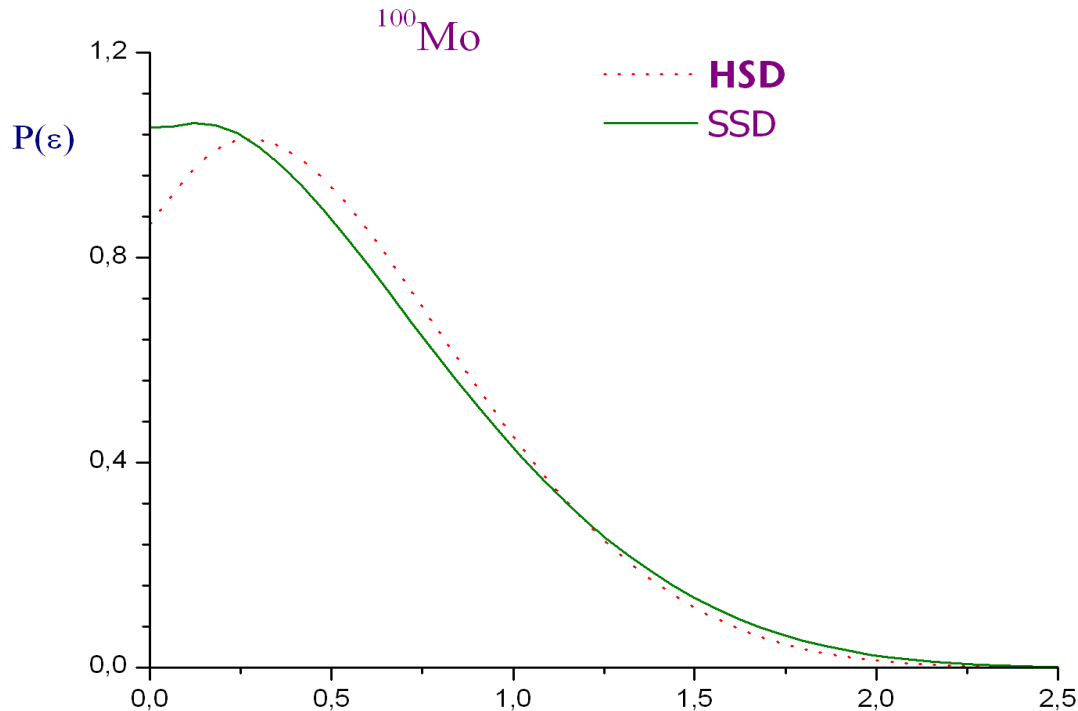


Fig. 1. Electron kinetic energy, MeV

F. Šimkovic, P. Domin, S.V. Semenov, J. Phys G, V.27, 2233 (2001);

*Domin P., Kovalenko S., Šimkovic F., Semenov S.V., Neutrino accompanied $\beta^\pm \beta^\pm$, $\beta^+ .EC$ and EC/EC processes within single state dominance hypothesis, Nucl. Phys. A **753**, p. 337-363 (2005).*

Shitov Yu.A. Double-Beta-Decay Experiment NEMO-3: Preliminary Results of Phase I (2003-2004), Phys. Atom, Nucl. – 2006. –Vol. 69. – P. 2090-2095.

New more precise measurements

Sjue S.K.L. et al. Electron-capture branch of ^{100}Tc and test of nuclear wave functions for double- β decays // Phys. Rev. C. – 2008.- Vol. 70. – 064317.

$$\log ft_{EC} = 4.29^{+0.08}_{-0.07}$$

$$M_1^I = 0.785$$

$$T_{1/2}^{2\nu 2\beta} \text{ (approximated } K \text{ и } L) = 6.2(9) \cdot 10^{18} \text{ лет,}$$

$$T_{1/2}^{2\nu 2\beta} \text{ (exact } K \text{ и } L) = 5.0(7) \cdot 10^{18} \text{ лет}$$

$$T_{1/2}^{2\nu 2\beta} \text{ experiment NEMO-3 } 7.1(4) \cdot 10^{18} \text{ лет}$$

It is necessary to take into account contributions of excited states of technetium-100 to $2\nu 2\beta$ -amplitude ^{100}Mo

NME modules, connecting the initial ^{100}Mo nuclei with ^{100}Tc can be obtained from charge exchange reaction investigations



J. H. Thies, T. Adachi, M. Dozono et al. High-resolution $^{100}\text{Mo}(^3\text{He},t)^{100}\text{Tc}$ charge-exchange experiment and the impact on double- β decays and neutrino charged-current reactions, *Phys. Rev. C*, Vol. 86, 044309 (2012)

Excited 1^+ - states of ^{100}Tc

$E_x, \text{кэВ}$	$B(\text{GT})$
355	0.039
838	0.024
1416	0.031
2152	0.01
2318	0.018
2435	0.021
2565	0.011
2611	0.018
2683	0.026

Contributions of excited state of ^{100}Tc should have negative sign

Semenov S.V. Differential intensities of $2\nu 2\beta$ -transition in ^{116}Cd // AIP Conf. Proc. – 2007. – Vol.942.-P. 67—71;

Semenov S.V., Gaponov Yu.V., Šimkovic F., Dvornicky R. Contribution of the excited 1^+ states to the ^{116}Cd $2\nu 2\beta$ -transition amplitude // Proc. of the International Conference. “Current Problems in Nuclear Physics and Atomic Energy” / Ed. by I.M. Vyshnevskiy. - Kyiv, 2007. P.- 473-478;

Semenov S.V., Šimkovic F., Dvornicky R., Bednyakov V.A. Calculation of $2\nu 2\beta$ -transition intensities in ^{48}Ca // Proc. of the 2-nd Int. Conf. “Current Problems in Nuclear Physics and Atomic Energy”. Kyiv, 2009. - P. 422 - 424.

What is the sign of the first excited state of ^{100}Tc contribution?

The answer can give experimental distribution on single electron energy, observed by NEMO-3 setup

The problem of determination of matrix elements for transitions from intermediate to final nucleus $\langle 0_F^+ \| \hat{\beta}^- \| I_N^+ \rangle$

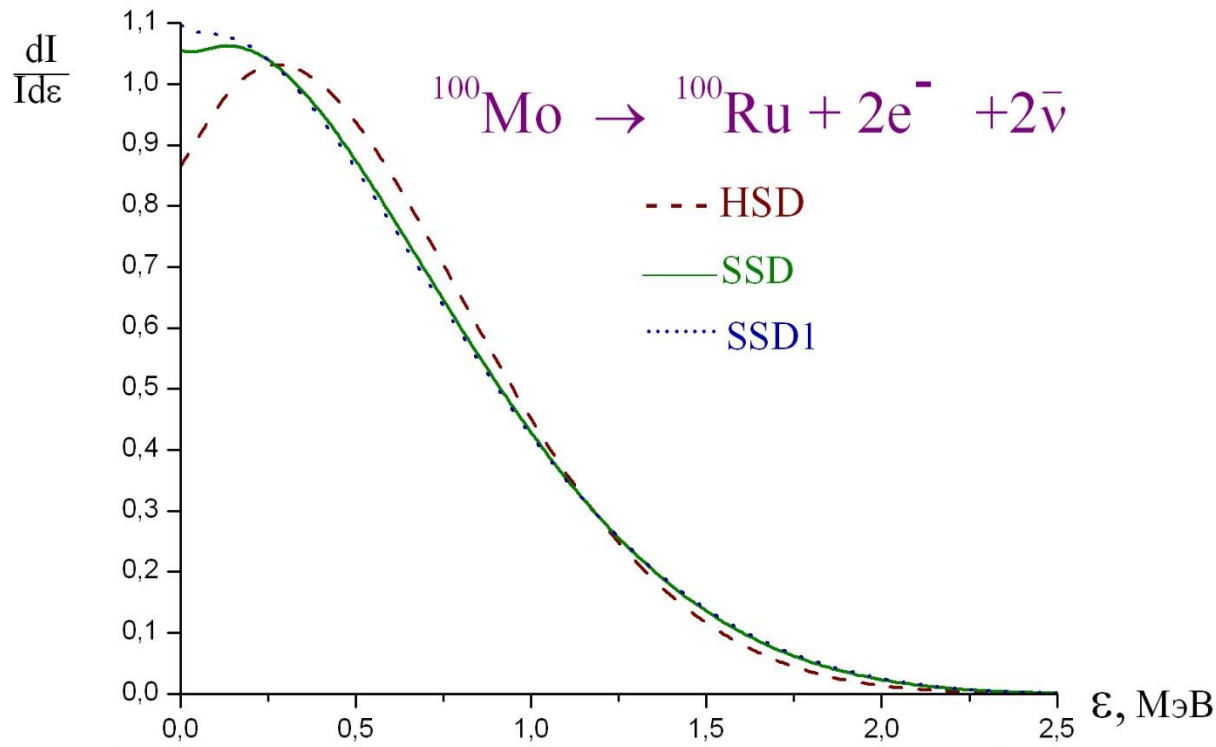
Charge-exchange reaction

$^{100}\text{Ru}(d, ^2\text{He})^{100}\text{Tc} ?$ ^{100}Ru 12.5%

Electrochimpribor, г. Лесной, Lesnoy

Electromagnetic separation, World price ^{150}Nd 20\$/mg





Распределение по энергии одного электрона, рождающегося при двойном двухнейтринном бета-распаде ядра ^{100}Mo для трех моделей ядерного механизма перехода (HSD, SSD, SSD1).

It is very interesting to compare the obtained theoretical distribution with NEMO-3 high statistic data.

Работа поддержана грантами РФФИ офи-м 14-22-03037, 14-22-03040

Thank you!